

KAKO VZPOSTAVIT VIDEO KLIC (ZOOM)



1.KORAK

- Dobili boste elektronsko pošto z naslovom:
Please join Zoom meeting in progress
- V vsebini sporočila **kliknete na povezavo** pod besedilom »Join Zoom Meeting«.

Join Zoom Meeting

<https://zoom.us/j/730938546?pwd=MVNMQmJoNDZncFJld3pnMzJBWytIQ09>

Meeting ID: 730 938 546

Password: 623534

One tap mobile

„730938546# US Toll

Dial by your location

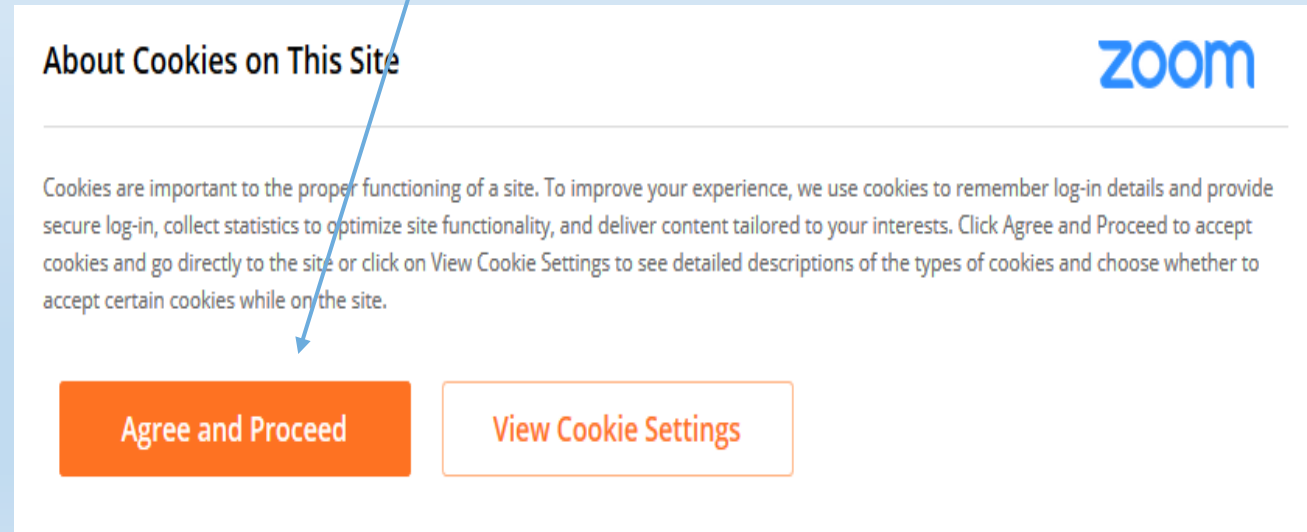
US Toll

Meeting ID: 730 938 546

Find your local number: <https://zoom.us/u/abo18YkcNT>

2.KORAK

- Odpre se okno, kjer morate soglašati s pogoji uporabe.
- Klikniti morate na Agree and Proceed.

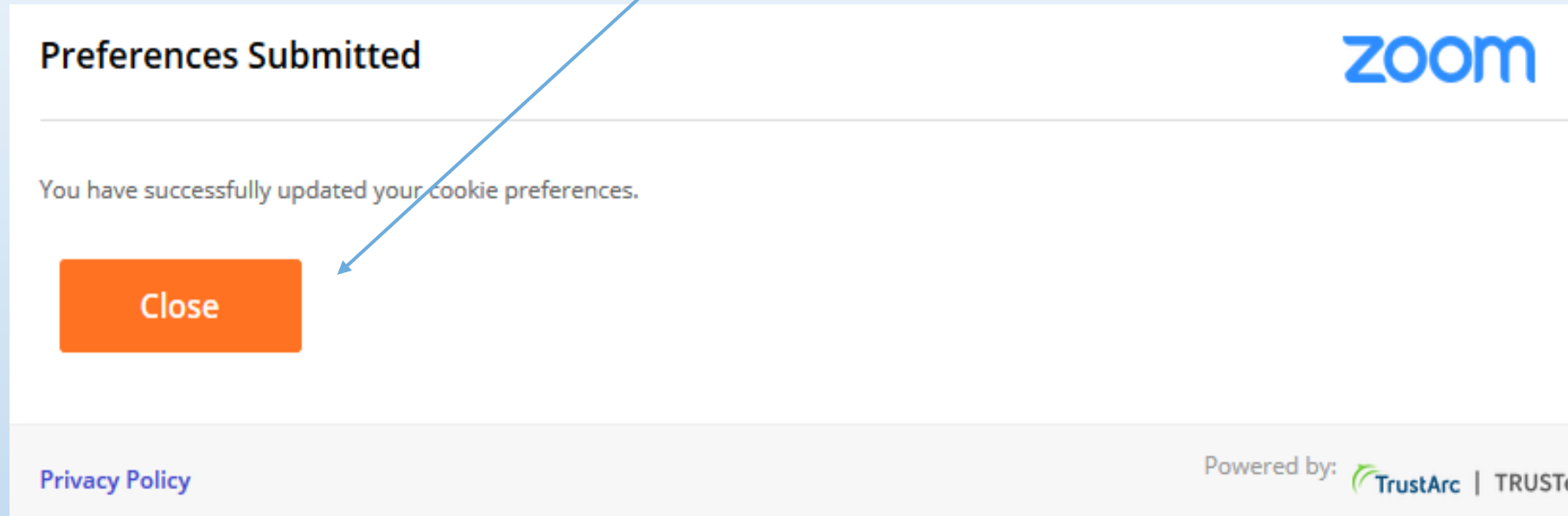


About Cookies on This Site **zoom**

Cookies are important to the proper functioning of a site. To improve your experience, we use cookies to remember log-in details and provide secure log-in, collect statistics to optimize site functionality, and deliver content tailored to your interests. Click Agree and Proceed to accept cookies and go directly to the site or click on View Cookie Settings to see detailed descriptions of the types of cookies and choose whether to accept certain cookies while on the site.

[Agree and Proceed](#) [View Cookie Settings](#)


- Odpre se okno in **kliknete Close**.



Preferences Submitted **zoom**

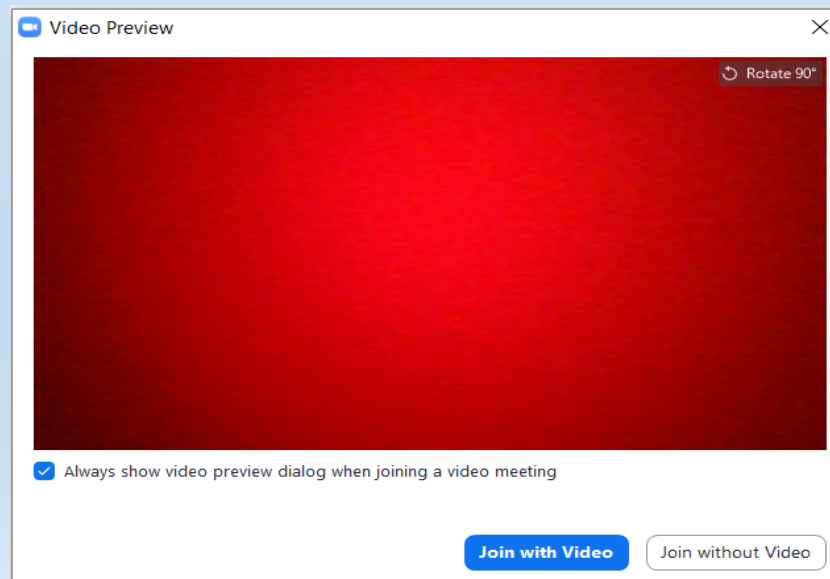
You have successfully updated your cookie preferences.

Close

[Privacy Policy](#) Powered by:  TrustArc | TRUSTe

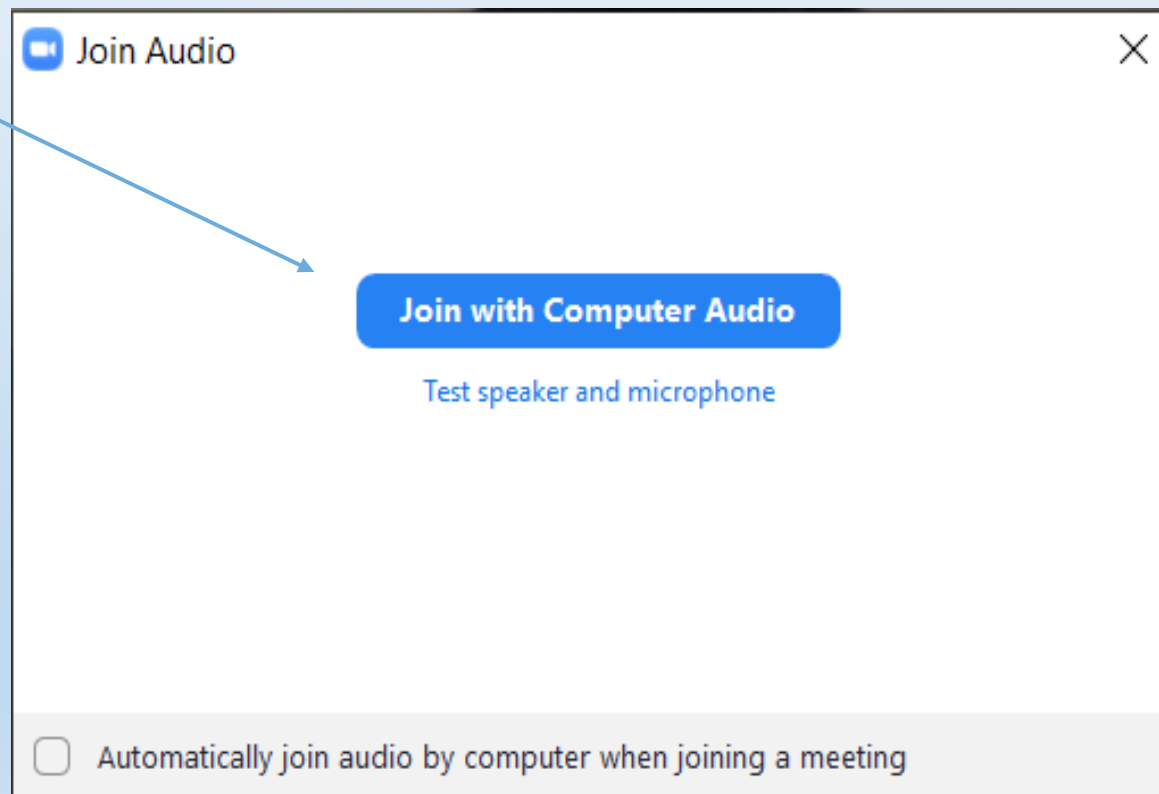
3.KORAK

- Nato se začne nalaganje programa za srečanje v živo.
- V Chromu bo program viden v spodnji orodni vrstici, v Firefox-u pa desno zgoraj.
- Nato z dvoklikom na miški odprete, da se program začne nalagati.
- Ob dogovorjeni uri kliknete na besedo [Join with computer audio](#).
- Če imate kamero, izberite opcijo »Join with Video«, drugače izberete »Join without Video«.



4.KORAK

- S potrditvijo na gumb »Join with Computer Audio« bi se zveza morala vzpostaviti.



5.KORAK

- Odpre se konferenčno okno.
- Izklopi mikrofona.
- Izklopi video.
- Klepet.
- Zapusti video.

